



# Big Dutchman®



## **ReproMatic & FluxxBreeder**

the feeding system for broiler breeders

# REPROMATIC – the feeding system especially for broiler breeders

**REPROMATIC** is a feeding system developed by Big Dutchman to ideally meet the particular requirements of broiler breeder management. Only by restricted feeding of hens can both uniform physical and sexual development of birds during rearing and high, long-lasting reproductive capability during the production phase be achieved.

REPROMATIC is ideally suited for achieving these targets as it perfectly combines the advantages of chain and pan feeding.

The rugged **CHALLENGER** feed chain with a large conveying capacity is used as conveying system. The birds are fed at **FluxxBreeder**, the newly developed feed pan with 16 feeding spaces.

## Important components of the conveying system – 1. Feed weighing

Precise feed weighing is a prerequisite for restricted feeding of broiler breeders. The following systems are available:

**1. Autolimit scale:** maximum load capacity 1.5 t; the desired feed quantity is mechanically weighed into the weighing container. The weighing container is available in two different sizes: 1250 l and 1850 l.

**2. Autolimit silo scale:** maximum load capacity 2.3 t; the required feed quantity is mechanically weighed into a day silo (3.9 m<sup>3</sup> capacity).

**3. Electronic silo weighing:** the required feed quantity is registered electronically by means of load cells.

In case of all systems, the birds always receive the desired amount of feed – no more and no less!



Autolimit scale with feed hopper



Electronic silo weighing




Autolimit silo scale



## 2. Drive

Because the chain drive is normally detached from the feed hopper, the feeding system can easily be adapted to any house situation.

- high chain speed of 36 m/min;
- motor output 1.1/1.5 or 2.2 kW depending on the chain length.



## 3. Feed channel with chain

The **CHALLENGER** feed chain conveys large quantities of feed at a very high conveying speed.

- 2 t/h conveying capacity;
- high tensile strength;
- smooth chain operation within the channel;
- open system for easy maintenance.



## 4. Corner 90°

Quality is a prerequisite for a trouble-free operation. The specially-constructed corner wheel is characterized by its high functional reliability.

- fully hardened guide rail;
- lubrication-free plastic (POM) bearing for a long service life.

# FluxxBreeder – modern feed pan with 16 “true” feeding spaces for rearing and

## FluxxBreeder for the rearing phase

The main aim in rearing is for all hens of a flock to reach laying maturity at the same time.

A uniform flock can only develop, if all birds have sufficient space to feed. Moreover, pans must be filled simultaneously at the same speed and to the



same level to allow all birds of a flock to receive the same amount of feed during restricted feeding.



Pullets in the rearing phase – ample freedom of movement because of raised feed channel


## Features of FluxxBreeder in the rearing phase

- 360° flooding mechanism ensures a high feed level in the pan, by lowering the entire circuit to the floor => ideally suited for day-old chicks;
- simple and reliable, one-handed adjustment of the feed level in 8 steps by means of a three-way thread => it is not possible to accidentally re-adjust the feed level;
- 8 wings on the outer cylinder of the pan prevent feed spillage as lateral knocking-out of the feed is not possible;
- flat pan dish => good distribution of feed in the pan, reduces feed wastage;
- the integrated volume reducer allows for small feed rations, thus ensuring fast and simultaneous filling of all pans;
- 4 cleaning holes in the dish so that remaining wash water can easily run off;
- easy-to-open locking mechanism to open the hinged pan bottom so that the pan can easily and thoroughly be cleaned after every batch;
- by means of a tube adapter, the feed pan can also be coupled to the AUGERMATIC conveying system.



# Production for day-old-to-death or separate rearing and production phase

## FluxxBreeder used in production



## Additional features of FluxxBreeder in the production phase

- 16 feeding spaces per pan  
=> allow for a high stocking density  
=> less investment costs per bird
- circular arrangement of hens around the pan  
=> feeds 60 % more birds per running metre than a linear trough
- special female only FO-grill allows for adjustment of 11 feeding window widths, additional level ring for 4 feeding window heights  
=> 44 different window sizes, thus suitable for all breeds
- all breeds  
=> males have no access to the feed
- height and width of the feeding space can be adjusted to the hens' growth
- ideal illumination of the pan due to openings in the pan top  
=> hens can easily see the feed
- elevated feed channel and rotatable pan  
=> enough freedom of movement for the birds  
=> for easy cleaning.



## Separate male feeding with MALE PAN or MALE PAN PLUS


The correct feeding of males is very important for a high fertility rate. Separately feeding males guarantees that all males receive the specified amount of feed. Moreover, it is possible to use different feed mixes for hens and males.

Feed is supplied by a high speed auger. It is very important that the feed lines are lifted high enough so that the pans are out of reach of the hens.

The MALE PAN (Ø 330 mm) is equipped with a

5-arm grill, with or without sliding shut-off, and can feed 7 to 9 birds. The solid, stable connection to the pipe can easily withstand the stress and strain caused by the males during feeding.

If the MALE PAN PLUS with sectioned dish is used, the integrated volume reducer allows fast, simultaneous and uniform filling of all pans.



MALE PAN with fixed connection to the pipe and MALE PAN PLUS with integrated volume reducer



AUGERMATIC system with MALE PAN and Rapid Rooster drive for separate male feeding

## We take HYGIENE seriously!

In-house hygiene is very important, which means pans should be easy-to-clean without much effort. No problem with FluxxBreeder. Just point the high-pressure cleaner into the pan so that it starts to rotate.

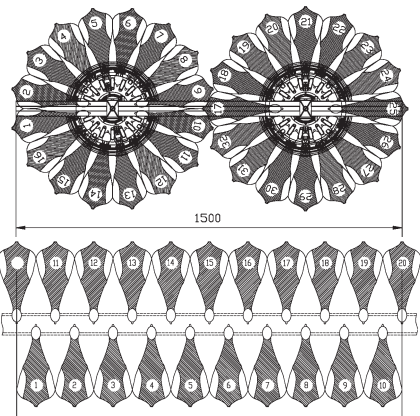
For drying, the pan bottom can simply be opened and excess cleaning water or disinfectants can easily drain off through the additional cleaning holes.



Drip hole

# Planning aids for REPROMATIC

## Position of birds pan – trough



Because the birds are positioned in a circle around the pan, the pan can feed 60 % more birds per running metre than a linear trough.

## Feeding window width and height adjustment

=> 44 combinations possible

	34	38	40	43	44	45	46	47	48	50	53
55											
61											
67											
73											

With this large number of adjustment options it is possible to find the right type of feeding window size for any breed so that only hens are able to eat out of the pan.

## Drive:

- |                   |               |   |
|-------------------|---------------|---|
| ● 400 V, 3 phase, | 50 Hz, 1.1 kW | 1 drive per circuit up to 130 m chain length<br>2 drives per circuit for 200 - 300 m chain length |
| ● 400 V, 3 phase, | 50 Hz, 1.5 kW | 1 drive per circuit for 130 - 200 m chain length  |
| ● 240 V, 1 phase, | 50 Hz, 1.5 kW | 1 drive per circuit up to 130 m chain length<br>2 drives per circuit for 200 - 300 m chain length |
| ● 240 V, 1 phase, | 50 Hz, 2.2 kW | 1 drive per circuit for 130 - 200 m chain length  |

## Feed hopper:

	Volume	No. of hoppers per circuit	Location
1 line, 1 direction	50 l	1 (up to 200 m chain length) 2 (for 200 - 300 m chain length)	at the gable end half the length of the house
2 lines, 2 directions	75 l	1 (for 2 x 200 m chain length)	at the gable end, between the 90° corners

## Technical data of the REPROMATIC feeding system

### Conveying system

- extension for hopper approx. 240 l
- drive unit 36 m/min
- conveying capacity > 2 t/h

### FluxxBreeder

- material PP / PA / POM
- height of rim 67.5 - 85.5 mm
- pan diameter 366 mm

### Recommended no. of birds:

- day-olds 16.5 birds/pan
- week 10 16 birds/pan
- week 20 15 birds/pan\*

\* only for small breeds; in case of heavy breeds calculate with less birds per pan

### Distance between pans:

- trough length 4.0 m, 6 holes\* 667 mm
- trough length 4.5 m, 6 holes 750 mm
- trough length 4.0 m, 5 holes 800 mm
- trough length 4.5 m, 5 holes 900 mm

### Male Pan / Male Pan Plus

- material PP / PA / POM
- height of rim 71 / 56 mm
- pan diameter 330 mm
- recommended no. of birds 7 - 9 males

\* only for rearing up to week 18

Although essential, the feeding system is, of course, only one of the many items of equipment needed for successful broiler breeder management. Let our experts advise you on our complete product range – nests, drinkers, manure removal solutions, climate control! Excellent production results can only be achieved if all equipment parts are well-matched.



# Big Dutchman.

### Germany

**Big Dutchman International GmbH**  
Postfach 1163 · 49360 Vechta · Germany  
Tel. +49 (0) 4447-801-0  
Fax +49 (0) 4447-801-237  
E-Mail: big@bigdutchman.de

### Asia

**BD Agriculture (Malaysia) Sdn. Bhd.**  
No. 20, Lorong Keluli 1 B,  
Kawasan Perindustrian Bukit Raja,  
Seksyen 7, 40000 Shah Alam,  
Selangor Darul Ehsan · Malaysia  
Tel. +60-3-33 61 5555 · Fax +60-3-33 42 2866  
e-mail: bdasia@bigdutchman.com

### USA

**Big Dutchman, Inc.**  
3900 John F. Donnelly Dr.  
Holland, MI 49422 · USA  
Tel. +1-616-392-5981 · Fax +1-616-392-6899  
e-mail: bigd@bigdutchmanusa.com